


Name of the Company : **BFL DEVELOPERS LIMITED**

Scrip Code, Name of the scrip, class of security:

**/EQUITY**

Quarter Ended **30-Sep-2015**


Partly paid-up shares:-	No. of partly paid-up shares	As a % of total no. of partly paid-up shares	As a % of total no. of shares of the company
Held by promoter/promoter group	NA	NA	NA
Held by public	NA	NA	NA
<b>Total</b>	<b>NA</b>	<b>NA</b>	<b>NA</b>
Outstanding convertible Securities:-	No. of outstanding securities	As a % of total no. of outstanding convertible securities	As a % of total no. of shares of the company, assuming full conversion of the convertible securities
Held by promoter/promoter group	NA	NA	NA
Held by public	NA	NA	NA
<b>Total</b>	<b>NA</b>	<b>NA</b>	<b>NA</b>
Warrants:-	No. of warrants	As a % of total no. of warrants	As a % of total no. of shares of the company, assuming full conversion of warrants
Held by promoter/promoter group	0	0	.0000
Held by public	0	0	.0000
<b>Total</b>	<b>0</b>	<b>0</b>	<b>.0000</b>
<b>Total paid-up capital of the company, assuming full conversion of warrants and convertible securities</b>	<b>3744200</b>		



Prepared by MCS Share Transfer Agent Ltd.

## (1) (a) Statement Showing Shareholding Pattern

Name Of The Company : BFL DEVELOPERS LIMITED		Quarter Ended Sep-2015						
Category Code	Category of Shareholders	Number of shareholders	Total no. of Shares	No. of Shares held in Dematerialised form	Total shareholding as a percentage of total shares		Shares pledged or otherwise encumbered	
					As a percentage of (A+B)	As a percentage of (A+B+C)	Number of shares	As a percentage
<b>A</b>	<b>Shareholding of Promoter and Promoter Group</b>							
<b>2</b>	<b>Foreign</b>							
d	Qualified Foreign Investor							
		0	0	0	.0000	.0000	0	.0000
	<b>Sub Total (A)(2) :</b>	0	0	0	.0000	.0000	0	.0000
	<b>Total Shareholding of Promoter and Promoter Group (A) = (A)(1) + (A)(2) :</b>	0	0	0	0	0	0	.0000
<b>A</b>	<b>Shareholding of Promoter and Promoter Group2</b>							
<b>1</b>	<b>Indian</b>							
a	Individuals/ Hindu Undivided Family	7	973500	973500	26.0002	26.0002	0	.0000
b	Central Government/ State Government(s)	0	0	0	.0000	.0000	0	.0000
c	Bodies Corporate	4	483200	483200	12.9053	12.9053	0	.0000
d	Financial Institutions/ Banks	0	0	0	.0000	.0000	0	.0000
e	Any Other (Specify)							
i	Trust	0	0	0	.0000	.0000	0	.0000
ii	Society	0	0	0	.0000	.0000	0	.0000
iii	Educational Institutions	0	0	0	.0000	.0000	0	.0000
	<b>Sub Total (A)(1) :</b>	11	1456700	1456700	38.9055	38.9055	0	.0000
<b>2</b>	<b>Foreign</b>							
a	Individuals (Non Resident Indians / Foreign Individuals)	0	0	0	.0000	.0000	0	.0000
b	Bodies Corporate	0	0	0	.0000	.0000	0	.0000
c	Institutions	0	0	0	.0000	.0000	0	.0000
e	Any Other ( Specify )							
		0	0	0	.0000	.0000	0	.0000
	<b>Sub Total (A)(2) :</b>	0	0	0	.0000	.0000	0	.0000
	<b>Total Shareholding of Promoter and Promoter Group (A) = (A)(1) + (A)(2) :</b>	11	1456700	1456700	38.9055	38.9055	0	.0000
<b>B</b>	<b>Public Shareholding</b>							
<b>1</b>	<b>Institutions</b>						NA	NA
h	Qualified Foreign Investor						NA	NA
		0	0	0	.0000	.0000		
	<b>Sub Total (B)(1) :</b>	0	0	0	.0000	.0000		

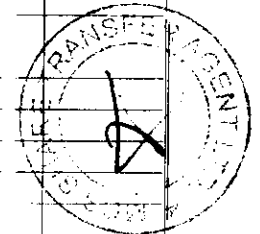


## Name Of The Company : BFL DEVELOPERS LIMITED

Quarter Ended

Sep-2015

Category Code	Category of Shareholders	Number of shareholders	Total no. of Shares	No. of Shares held in Dematerialised form	Total shareholding as a percentage of total shares		Shares pledged or otherwise encumbered	
					As a percentage of (A+B)	As a percentage of (A+B+C)	Number of shares	As a percentage
<b>B</b>	<b>Public Shareholding</b>							
2	Non-Institutions						NA	NA
c	Qualified Foreign Investor						NA	NA
		0	0	0	.0000	.0000		
	<b>Sub Total (B)(2) :</b>	0	0	0	.0000	.0000		
	<b>Total Public Shareholding (B) = (B)(1) + (B)(2) :</b>	0	0	0	0	0		
<b>B</b>	<b>Public Shareholding3</b>							
1	Institutions						NA	NA
a	Mutual Funds/ UTI						NA	NA
b	Financial Institutions/ Banks	0	0	0	.0000	.0000		
c	Central Government/ State Government(s)	0	0	0	.0000	.0000		
d	Venture Capital Funds	0	0	0	.0000	.0000		
e	Insurance Companies	0	0	0	.0000	.0000		
f	Foreign Institutional Investors	0	0	0	.0000	.0000		
g	Foreign Venture Capital Investors	0	0	0	.0000	.0000		
i	Any Other (Specify)	0	0	0	.0000	.0000		
		0	0	0	.0000	.0000		
	<b>Sub Total (B)(1) :</b>	0	0	0	.0000	.0000		
2	Non-Institutions							
a	Bodies Corporate						NA	NA
b	Individuals	11	1792600	1792600	47.8767	47.8767		
i	Individual Shareholders Holding Nominal Share Capital Upto Rs. 1 Lakh.	529	494900	0	13.2178	13.2178		
ii	Individual Shareholders Holding Nominal Share Capital in excess of Rs. 1 Lakh.	0	0	0	.0000	.0000		
d	Any Other (Specify)							
i	Trust & Foundations	0	0	0	.0000	.0000		
ii	Cooperative Societies	0	0	0	.0000	.0000		
iii	Educational Institutions	0	0	0	.0000	.0000		
iv	Non Resident Individual	0	0	0	.0000	.0000		
v	Foreign Companies	0	0	0	.0000	.0000		
vi	OCB	0	0	0	.0000	.0000		
		0	0	0	.0000	.0000		




Name Of The Company : **BFL DEVELOPERS LIMITED**

Quarter Ended **Sep-2015**

Category Code	Category of Shareholders	Number of shareholders	Total no. of Shares	No. of Shares held in Dematerialised form	Total shareholding as a percentage of total shares		Shares pledged or otherwise encumbered	
					As a percentage of (A+B)	As a percentage of (A+B+C)	Number of shares	As a percentage
<b>B</b>	<b>Public Shareholding<sup>3</sup></b>							
2	Non-Institutions						NA	NA
	<b>Sub Total (B)(2) :</b>	540	2287500	1792600	61.0945	61.0945	NA	NA
	<b>Total Public Shareholding (B) = (B)(1) + (B)(2) :</b>	540	2287500	1792600	61.0945	61.0945		
	<b>Total (A) + (B) :</b>	551	3744200	3249300	100.0000	100.0000	0	.0000
<b>C</b>	<b>Shares held by Custodians and against which Depository Receipts have been issued</b>							
		0	0	0	0	0		
	<b>GRAND TOTAL (A) + (B) + (C)</b>	551	3744200	3249300	100.0000	100.0000	0	.0000


Prepared By MCS Share Transfer Agent Ltd.



UNIT : BFL DEVELOPERS LIMITED

(1) (b) Statement showing holding of securities (including shares, warrants, convertible securities) of persons belonging to the category "Promoter and Promoter Group"


Srl No.	Name of the shareholder	Total shares held		Shares pledged or otherwise encumbered		As a % of grand total (A)+(B)+(C) of sub-clause (1)(a)	Details of Warrants		Details of Convertible Securities held		Total shares (including underlying shares assuming full conversion of warrants and convertible securities) as a % of diluted share capital
		Number	As a % of grand total (A)+(B)+(C)	Number	As a percentage		Number of Warrants	As a % of total number of warrants of the same class	Number of convertible securities held	As a % of total number of convertible securities of the same class	
1	MAHENDRA KUMAR BAID	437000	11.6714	0	.0000	.0000	Nil	Nil	Nil	Nil	Nil
2	GANPATI HOLDINGS PRIVATE LTD.	187600	5.0104	0	.0000	.0000	Nil	Nil	Nil	Nil	Nil
3	BAID LEASING AND FINANCE CO LTD	167500	4.4736	0	.0000	.0000	Nil	Nil	Nil	Nil	Nil
4	SOBHAG DEVI BAID	155900	4.1638	0	.0000	.0000	Nil	Nil	Nil	Nil	Nil
5	AMAN BAID	150000	4.0062	0	.0000	.0000	Nil	Nil	Nil	Nil	Nil
6	ADITYA BAID	119200	3.1836	0	.0000	.0000	Nil	Nil	Nil	Nil	Nil
7	CAREWELL BUILDERS PVT. LTD.	80600	2.1527	0	.0000	.0000	Nil	Nil	Nil	Nil	Nil
8	ALPANA BAID	71100	1.8989	0	.0000	.0000	Nil	Nil	Nil	Nil	Nil
9	TRADESWIFT BROKING PRIVATE LIMITED	47500	1.2686	0	.0000	.0000	Nil	Nil	Nil	Nil	Nil
10	MEENA BAID	40200	1.0737	0	.0000	.0000	Nil	Nil	Nil	Nil	Nil
11	MAHENDRA KUMAR BAID	100	.0027	0	.0000	.0000	Nil	Nil	Nil	Nil	Nil
	<b>TOTAL</b>	<b>1456700</b>	<b>38.9055</b>	<b>0</b>	<b>.0000</b>	<b>.0000</b>	<b>Nil</b>	<b>Nil</b>	<b>Nil</b>	<b>Nil</b>	<b>Nil</b>



UNIT : BFL DEVELOPERS LIMITED

(I) (c)(i) Statement showing holding of securities (including shares, warrants, convertible securities) of persons belonging to the category "Public" and holding more than 1 % of the total number of shares.

Srl No.	Name of the shareholder	Number of Shares	Shares as a percentage of total number of shares (i.e., Grand Total (A)+(B)+(C) indicated in Statement at para (I)(a) above )	Details of Warrants		Details of Convertible Securities held		Total shares (including underlying shares assuming full conversion of warrants and convertible securities) as a % of diluted share capital
				Number of Warrants	As a % of total number of warrants of the same class	Number of convertible securities held	As a % of total number of convertible securities of the same class	
1	PRAGATI DREAMLAND DEVELOPERS PRIVATE LIMITED	362200	9.6736	Nil	Nil	Nil	Nil	Nil
2	JAISUKH DEVELOPERS PRIVATE LIMITED	280000	7.4782	Nil	Nil	Nil	Nil	Nil
3	DREAM PRIME DEVELOPERS PRIVATE LIMITED	185000	4.9410	Nil	Nil	Nil	Nil	Nil
4	MAHAPRAGYA LAND DEVELOPERS PRIVATE LIMITED	180000	4.8074	Nil	Nil	Nil	Nil	Nil
5	NIRANJANA PROPERTIES PRIVATE LIMITED	177500	4.7407	Nil	Nil	Nil	Nil	Nil
6	ELEGANT PRIME DEVELOPERS PRIVATE LIMITED	122400	3.2691	Nil	Nil	Nil	Nil	Nil
7	TRADESWIFT DEVELOPERS PRIVATE LIMITED	120000	3.2050	Nil	Nil	Nil	Nil	Nil
8	NIRANJANA SPACE PRIVATE LIMITED	103000	2.7509	Nil	Nil	Nil	Nil	Nil
9	NIRANJANA PRIME DEVELOPERS PRIVATE LIMITED	90000	2.4037	Nil	Nil	Nil	Nil	Nil
10	FUTURISTIC PRIME DEVELOPERS PRIVATE LIMITED	90000	2.4037	Nil	Nil	Nil	Nil	Nil
11	JAIPUR INFRAGOLD PRIVATE LIMITED	82500	2.2034	Nil	Nil	Nil	Nil	Nil
	<b>TOTAL</b>	<b>1792600</b>	<b>47.8767</b>	<b>Nil</b>	<b>Nil</b>	<b>Nil</b>	<b>Nil</b>	<b>Nil</b>



UNIT : BFL DEVELOPERS LIMITED

(I) (c) (ii) Statement showing holding of securities (including shares, warrants, convertible securities) of persons (together with PAC) belonging to the category "Public" and holding more than 5% of the total number of shares of the company.

Srl No.	Name of the shareholder and the Persons Acting In Concert (PAC) with them	Number of Shares	Shares as a percentage of total number of shares {i.e., Grand Total (A)+(B)+(C) indicated in Statement at para (I)(a) above }	Details of Warrants		Details of Convertible Securities held		Total shares (including underlying shares assuming full conversion of warrants and convertible securities) as a % of diluted share capital
				Number of Warrants	As a % of total number of warrants of the same class	Number of convertible Securities held	% w.r.t total number of convertible securities of the same class	
1	PRAGATI DREAMLAND DEVELOPERS PRIVATE LIMITED	362200	9.6736	Nil	Nil	Nil	Nil	Nil
2	JAIKUKH DEVELOPERS PRIVATE LIMITED	280000	7.4782	Nil	Nil	Nil	Nil	Nil
	<b>TOTAL</b>	<b>642200</b>	<b>17.1519</b>	<b>Nil</b>	<b>Nil</b>	<b>Nil</b>	<b>Nil</b>	<b>Nil</b>



UNIT : BFL DEVELOPERS LIMITED

(1) (d) Statement showing details of locked-in shares.

Srl No.	Name of the shareholder	Number of Shares Locked-in	Locked-In Shares as a percentage of total number of shares (i.e., Grand Total (A)+(B)+(C) Indicated in Statement at para (1)(a) above )	Promoter/Promoter Group / Public
1		Nil	Nil	
	TOTAL	Nil	Nil	





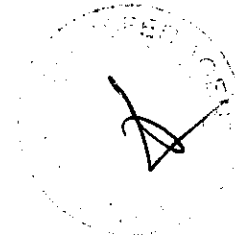
UNIT : BFL DEVELOPERS LIMITED

(II) (a) Statement showing details of Depository Receipts (DRs)

Srl No.	Type of outstanding DR (ADRS,GDRs SDRs,etc.)	Number of outstanding DRs	Number of shares underlying outstanding DRs	Shares underlying outstanding DRs as a percentage of total number of shares (Le Grand Total (A)+(B)+(C) indicated in statement at para (I)(a) above)
1	Nil	Nil	Nil	Nil
TOTAL		Nil	Nil	Nil

(II) (b) Statement showing details of Depository Receipts (DRs) where underlying shares held by 'promoter/promoter group' are in excess of 1 % of the total number of shares.


Srl No.	Name of the DR Holder	Type of outstanding DRs (ADRS,GDRs, SDRs etc )	Number of shares underlying outstanding DRs	Shares underlying outstanding DRs as a percentage of total number of shares (Le Grand Total (A)+(B)+(C) indicated in statement at para (I)(a) above)
1	Nil	Nil	Nil	Nil
TOTAL		Nil	Nil	Nil



Category Code	Category of Shareholders	CLASS X (III)	CLASS Y (IV)	CLASS Z (V)	Total Voting Rights (III+IV+V)	As a percentage of (A+B)	As a percentage of (A+B+C)
<b>A</b>	<b>Shareholding of Promoter and Promoter Group</b>						
<b>2</b>	<b>Foreign</b>						
<b>d</b>	Qualified Foreign Investor	NA	NA	NA	NA		
	<b>Sub Total (A)(2) :</b>	NA	NA	NA	NA	NA	NA
	<b>Total Shareholding of Promoter and Promoter Group (A) = (A)(1) + (A)(2) :</b>	NA	NA	NA	NA	NA	NA
<b>A</b>	<b>Shareholding of Promoter and Promoter Group 2</b>						
<b>1</b>	<b>Indian</b>						
<b>a</b>	Individuals/ Hindu Undivided Family	NA	NA	NA	NA		
<b>b</b>	Central Government/ State Government(s)	NA	NA	NA	NA		
<b>c</b>	Bodies Corporate	NA	NA	NA	NA		
<b>d</b>	Financial Institutions/ Banks	NA	NA	NA	NA		
<b>e</b>	Any Other (Specify)	NA	NA	NA	NA		
	<b>Sub Total (A)(1) :</b>	NA	NA	NA	NA	NA	NA
<b>2</b>	<b>Foreign</b>						
<b>a</b>	Individuals (Non Resident Indians / Foreign Individuals)	NA	NA	NA	NA		
<b>b</b>	Bodies Corporate	NA	NA	NA	NA		
<b>c</b>	Institutions	NA	NA	NA	NA		
<b>e</b>	Any Other ( Specify )	NA	NA	NA	NA		
	<b>Sub Total (A)(2) :</b>	NA	NA	NA	NA	NA	NA
	<b>Total Shareholding of Promoter and Promoter Group (A) = (A)(1) + (A)(2) :</b>	NA	NA	NA	NA	NA	NA
<b>B</b>	<b>Public Shareholding</b>						

(iii) a) Shareholders holding the following pattern of shareholders, if more than one class of shares/securities is issued by the issuer.

Category Code	Category of Shareholders	CLASS X (III)	CLASS Y (IV)	CLASS Z (V)	Total Voting Rights (III+IV+V)	As a percentage of (A+B)	As a percentage of (A+B+C)
<b>B</b>	<b>Public Shareholding</b>						
<b>1</b>	<b>Institutions</b>						
<b>h</b>	Qualified Foreign Investor	NA	NA	NA	NA		
	<b>Sub Total (B)(1) :</b>	NA	NA	NA	NA	NA	NA
<b>2</b>	<b>Non-Institutions</b>						
<b>c</b>	Qualified Foreign Investor	NA	NA	NA	NA		
	<b>Sub Total (B)(2) :</b>	NA	NA	NA	NA	NA	NA
	<b>Total Public Shareholding (B) = (B)(1) + (B)(2) :</b>	NA	NA	NA	NA	NA	NA
<b>B</b>	<b>Public Shareholding<sup>3</sup></b>						
<b>1</b>	<b>Institutions</b>						
<b>a</b>	Mutual Funds/ UTI	NA	NA	NA	NA		
<b>b</b>	Financial Institutions/ Banks	NA	NA	NA	NA		
<b>c</b>	Central Government/ State Government(s)	NA	NA	NA	NA		
<b>d</b>	Venture Capital Funds	NA	NA	NA	NA		
<b>e</b>	Insurance Companies	NA	NA	NA	NA		
<b>f</b>	Foreign Institutional Investors	NA	NA	NA	NA		
<b>g</b>	Foreign Venture Capital Investors	NA	NA	NA	NA		
<b>i</b>	Any Other (Specify)	NA	NA	NA	NA		
	<b>Sub Total (B)(1) :</b>	NA	NA	NA	NA	NA	NA
<b>2</b>	<b>Non-Institutions</b>						
<b>a</b>	Bodies Corporate	NA	NA	NA	NA		
		NA	NA	NA	NA	NA	NA



Category Code	Category of Shareholders	CLASS X (III)	CLASS Y (IV)	CLASS Z (V)	Total Voting Rights (III+IV+V)	As a percentage of (A+B)	As a percentage of (A+B+C)
<b>B</b>	<b>Public Shareholding<sup>3</sup></b>						
<b>2</b>	<b>Non-Institutions</b>						
b	Individuals						
i	Individual Shareholders Holding Nominal Share Capital Upto Rs. 1 Lakh.	NA	NA	NA	NA		
ii	Individual Shareholders Holding Nominal Share Capital in excess of Rs. 1 Lakh.						
d	Any Other (Specify)						
i	Trust & Foundations	NA	NA	NA	NA		
ii	Cooperative Societies						
iii	Educational Institutions						
iv	Non Resident Individual						
v	Foreign Companies						
vi	OCB						
	<b>Sub Total (B)(2) :</b>	NA	NA	NA	NA	NA	NA
	<b>Total Public Shareholding (B) = (B)(1) + (B)(2) :</b>	NA	NA	NA	NA	NA	NA
	<b>Total (A) + (B) :</b>	NA	NA	NA	NA	NA	NA
<b>C</b>	<b>Shares held by Custodians and against which Depository Receipts have been issued</b>						
		NA	NA	NA	NA	NA	NA
	<b>GRAND TOTAL (A) + (B) + (C)</b>	NA	NA	NA	NA	NA	NA

Prepared By MCS Share Transfer Agent Ltd.



		NA	NA	NA	NA	NA

